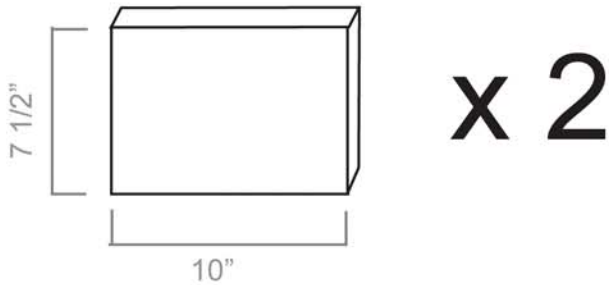




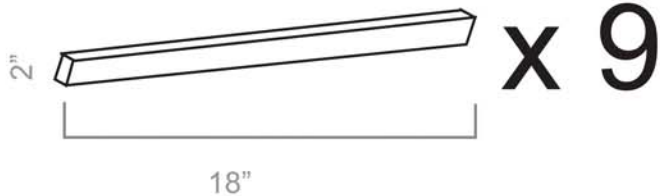
Old School Fruit Box



Materials



3/4" thick solid wood,
don't use particulate or
plywood because it won't
glue right



1/4" or 1/2 thick wood,
you can salvage these off
wooden pallets

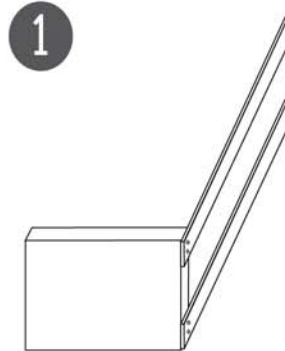


x 1

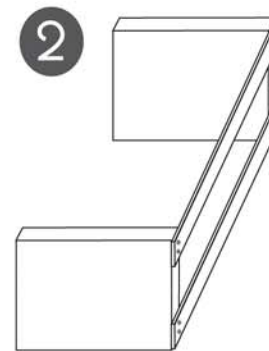
Other Materials

- 36 5/8" or 3/4" wood screws or nails
- wood glue

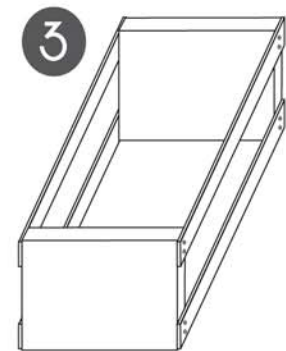
Assembly



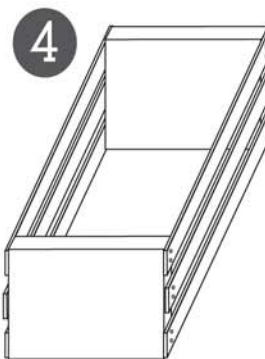
Put glue on the back
of the slats. Pre-drill,
and screw them down
flush to the end piece.



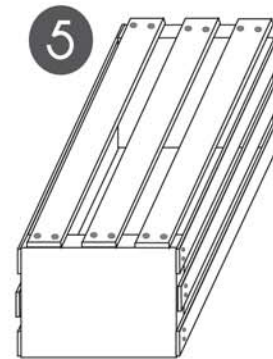
Attach the back
end piece (glue,
pre-drill and
screw).



Attach the top and
bottom side slats
on the opposite side.



Attach center
slats. Try to
center them
between the top
and bottom.



Attach the bottom
slats.



Flip the box
over and glue on
a Neighborhood
Fruit label.